






**Cable harness**






For a list of parts that corresponds to the item numbers, refer to Table 13.1.


Exploded view no.	Category	Part name	Part Number
1	Heat exchanger	Heat Exchanger HE ISO 3+1 C/H100	106-1028
1	Heat exchanger	Heat Exchanger HE ISO 4+1 C/H140,	106-1029
1	Heat exchanger	Heat Exchanger HE ISO 5+2 C/H200	106-1031
1.2	Heat exchanger	Bayonet Clixon (green sensor)	106-1241
1.3	Heat exchanger	NTC SENSOR FOR ISOTHERMIC HE (blue sensor)	106-1150
2	Burner Door	Burner Door Iso	106-1033
2.2	Burner Door	Insulation Burner Door Iso	106-1162
3	Burner	Burner C/H100	106-1035
3	Burner	Burner C/H140	106-1163
3	Burner	Burner C/H200	106-1036
4	Burner	Gasket Burner	106-1091
5	Burner	Inlet Pipe	106-1002
6	Backplate	Backplate Uni	106-1010
8	Spark Ignitor	Electrode	106-1039
9	Siphon	Siphon Hose	
9	Siphon	Siphon	106-1067
9	Siphon	Rubber Sealing Siphon	
9	Siphon	Siphon	
10	Adapter	Adapter CH-DHW	106-1257
10	Adapter	Nut Adapter	
12	Fan	Fan	106-1242
12	Fan	Gas Mixer	106-1056
12	Fan	Sealing Gas Mixer	
13	Fan Cover		
14	Gas Valve	Gas Valve	106-1040
15	Heat Exchanger DHW	Set Bolts Pump & PHE	106-0712
15	Heat Exchanger DHW	PHE C100 12 Plates	106-1045
15	Heat Exchanger DHW (Cxxx models)	PHE C140/C200 18 Plates	106-1046
15	Heat Exchanger DHW (Hxxx models)	Solo Adaptor Plate	106-1281
15	Heat Exchanger DHW	Gasket	106-1090(10pcs)






	CH Supply	CH supply sensor	106-0435
17	CH Supply	Magnetite Filter C/H100 C/H140	106-1278
17	CH Supply	Magnetite Filter C/H200	106-1279
18	Hydroblock	IWC Hydroblock C/H100 C/H140	106-1272
18	Hydroblock	IWC Hydroblock C/H200	106-1273
18	Hydroblock	SPARE PUMP HEAD C/H100 & C/H140	106-1259
18	Hydroblock	SPARE PUMP HEAD C/H200	106-1260
18	Hydroblock	O-Ring Hydroblock D18 (o-ring CH connections hydroblock)	106-1099
18	Hydroblock	O-ring Hydroblock D10 (expansion vessel pipe connection)	106-1092(10pcs)
18	Hydroblock	O-ring Hydrocoupling (connection pipe hydroblock left/right)	106-1093(10pcs)
18	Hydroblock	Plug D10 (expansion vessel connection closing plug)	106-1094(5pcs)
18	Hydroblock	O-ring Hydroblock D12 (o-ring DHW connections hydroblock)	106-1096(10pcs)
18	Hydroblock	Metal clip D10 (mounting clip for expansion vessel connection)	106-1097(5pcs)
18	Hydroblock	Plastic quick connect clips for Hydroblock connections, D18 (Quick connection clips for pipes to PHE)	106-1098
19	Flow Sensor	Flow Sensor	109-1062
		3-WAY VALVE MOTOR	109-1059
20	Pressure sensor	Pressure sensor	106-1061
21	Burner control	HAG-C04-IT02 Canada SERIGRAFIA	106-1243
21	Burner control	CABLE FOR HAGC04 TO DISPLAY	106-1048
21	Burner control	DISPLAY AQUAMAX	
22	Exterior Housing	Front Housing	
23	Cable tree	Cable tree 1 sensor & stepper Motor	
23	Cable tree	Cable tree 2 Gas Valve	
23	Cable tree	Cable tree 4 Sensor Flue Temp	
23	Cable tree	Cable tree 6 Spark plug	106-1244
23	Cable tree	Cable tree 8 Ignition ground Cable	
23	Cable tree	Cable tree 5 Fan & Pump	
23	Cable tree	Cable tree 9 Ground Plumbing	
23	Cable tree	POWER Cable	
24	Expansion tank	Internal expansion tank	106-1069
25	Automatic air vent	AUTOMATIC AIR VENT	106-1065
	Pressure relief valve	Pressure relief valve (Watts type 374A)	106-1240
	Seal gasvalve connections	O RING 3/4" UNITEC 300	106-1101
	Seal expansion vessel connection	O RING 1/2" UNITEC300	106-1102
	Seal hydro connection adapters	O RING 3/4" NBR	106-1103

Table 13.1. Parts list EcoKing

	<p>1. Heat Exchanger</p> <ul style="list-style-type: none"> <li>• 3 different models</li> <li>• 100</li> <li>• 140</li> <li>• 200</li> </ul>	<p>Part Numbers</p> <ul style="list-style-type: none"> <li>• EK106-1028 - 100 Model</li> <li>• EK106-1029 - 140 Model</li> <li>• EK106-1031 – 200 Model</li> </ul>
	<p>1.2 Green Sensor</p>	<p>EK106-1241</p>
	<p>1.3 Blue Sensor</p>	<p>EK106-1150</p>
	<p>2.2 Burner Assembly</p> <ul style="list-style-type: none"> <li>• Burner Door</li> <li>• Insulation</li> <li>• Burner (100-140-200)</li> <li>• Burner Gasket</li> </ul>	<p>Part Numbers</p> <ul style="list-style-type: none"> <li>• EK106-1033</li> <li>• EK106-1162</li> <li>• EK106-1035 (c/h100)</li> <li>• EK106-1163 (c/h140)</li> <li>• EK106-1036 (c/h 200)</li> <li>• EK106-1091</li> </ul>
	<p>24 Condensate Cup</p>	<p>EK106-1067</p>

		10. Gas Pipe Adapter	EK106-1257
		12 Fan Assembly	EK106-1242
		13 Fan Cover – Gas Mixer	EK106-1056
		14. Gas Valve	EK106-1040
		Pump Bolts (if needed)	EK106-1259 EK106-0712
		15. Gaskets	EK106-1092 (Small Size) EK106-1090

		Supply Sensor	EK 106-0435
		16. Magnetite Filter	100/140 – EK 106-1278 200 – EK 106-1279
		18. Hydroblock	100/140 – EK106-1272 200 – EK106-1273
		18. Spare Pump	EK106-1260
		18. Expansion Tank O-rings	EK106-1092 (10pcs)
		18. Hydroblock O-Rings	EK106.1093 (10pcs)
		18. Expansion Tank Plug	EK106-1094 (5pcs)
		18. Plastic Quick Connects	EK106-1098
		19. Flow Sensor	EK109-1062

	<p>20. Pressure Sensor</p>	<p>EK106-1061</p>
	<p>19. 3 Way Valve Motor</p>	<p>EK109-1059</p>
	<p>21. Main Board</p>	<p>EK106-1243</p>
	<p>21. Display Board</p>	<p>EK106-1048</p>
	<p>23. Wiring Harness Includes the following Cables</p> <ul style="list-style-type: none"> <li>• Sensor &amp; Stepper Motor</li> <li>• Gas Valve</li> <li>• Flue Temp Sensor</li> <li>• Spark Plug Cable</li> <li>• Ground Cable</li> <li>• Fan &amp; Pump Cable</li> </ul>	<p>EK106-05-00004</p>
	<p>23. Ignition Spark Plug Cable</p>	<p>EK106-1244</p>
	<p>25. Expansion Tank</p>	<p>EK106-1069</p>

		<p>25. Automatic Air Vent</p>	<p>EK106-1065</p>
		<p>Pressure Relief Valve</p>	<p>EK106-1240</p>
		<p>Sealing Plate Gaskets</p>	<p>EK106-1090</p>
		<p>O-Ring 1/2" Unitec3          -Small Green Gaskets          -Expansion tank Gasket</p>	<p>EK106-1102</p>
		<p>O-Ring Hydroblock D10          -Small black gasket</p>	<p>EK106-1092</p>
		<p>Burner Door Gasket</p>	<p>EK106-1360</p>

		<p>Vent Adapter Gasket -80MM</p>	<p>EK206-1133s</p>
		<p>Burner Gasket</p>	<p>EK106-1091</p>
		<p>8. Electrode – Spark Plug</p>	<p>EK 106-1039</p>